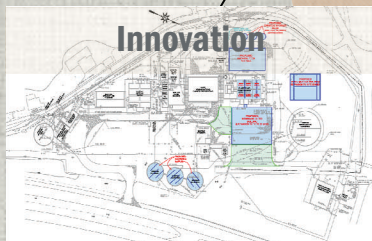




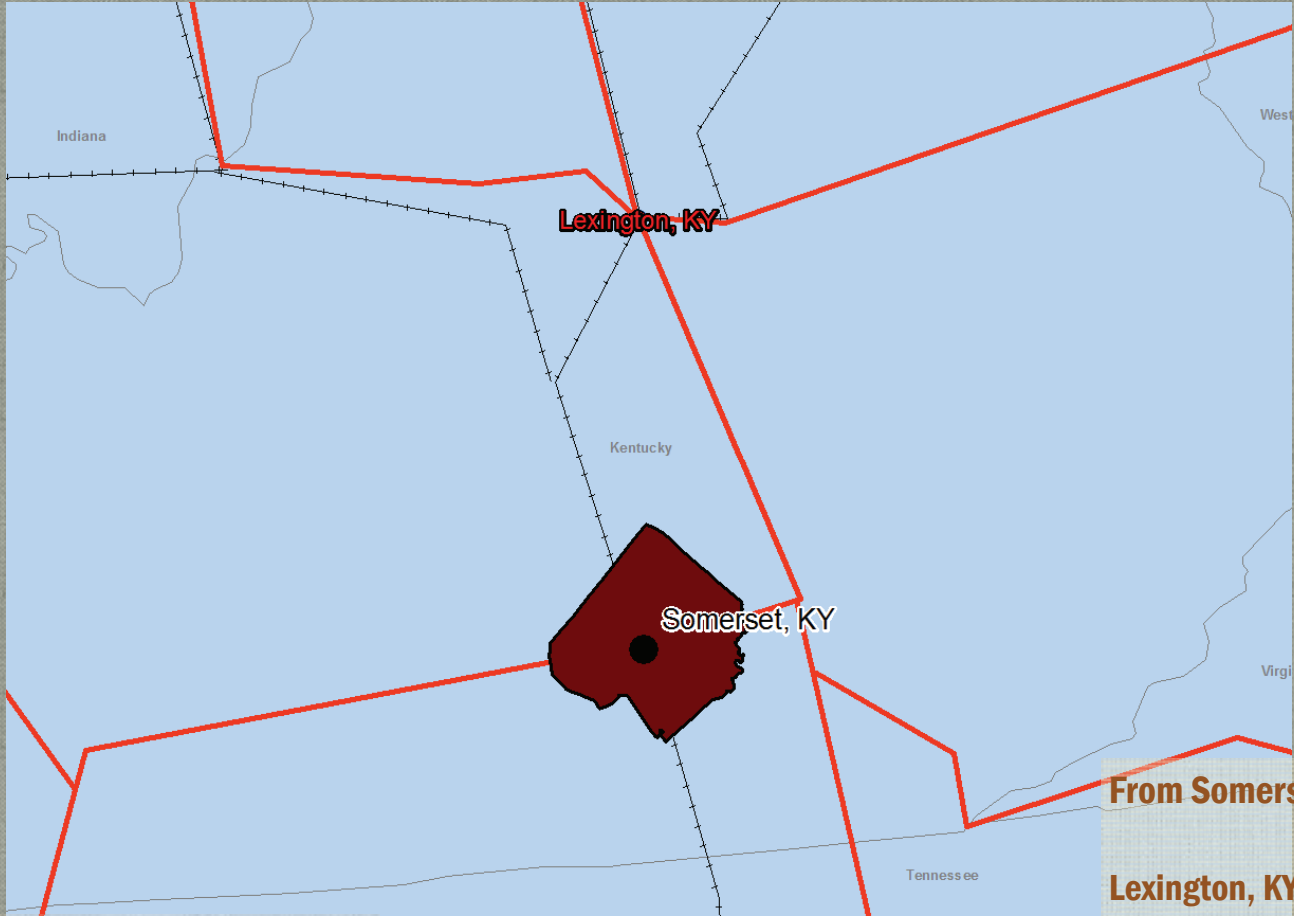
# Somerset, KY



# Welcome Home



# Location...



**From Somerset to:  
Lexington, KY—77 miles**

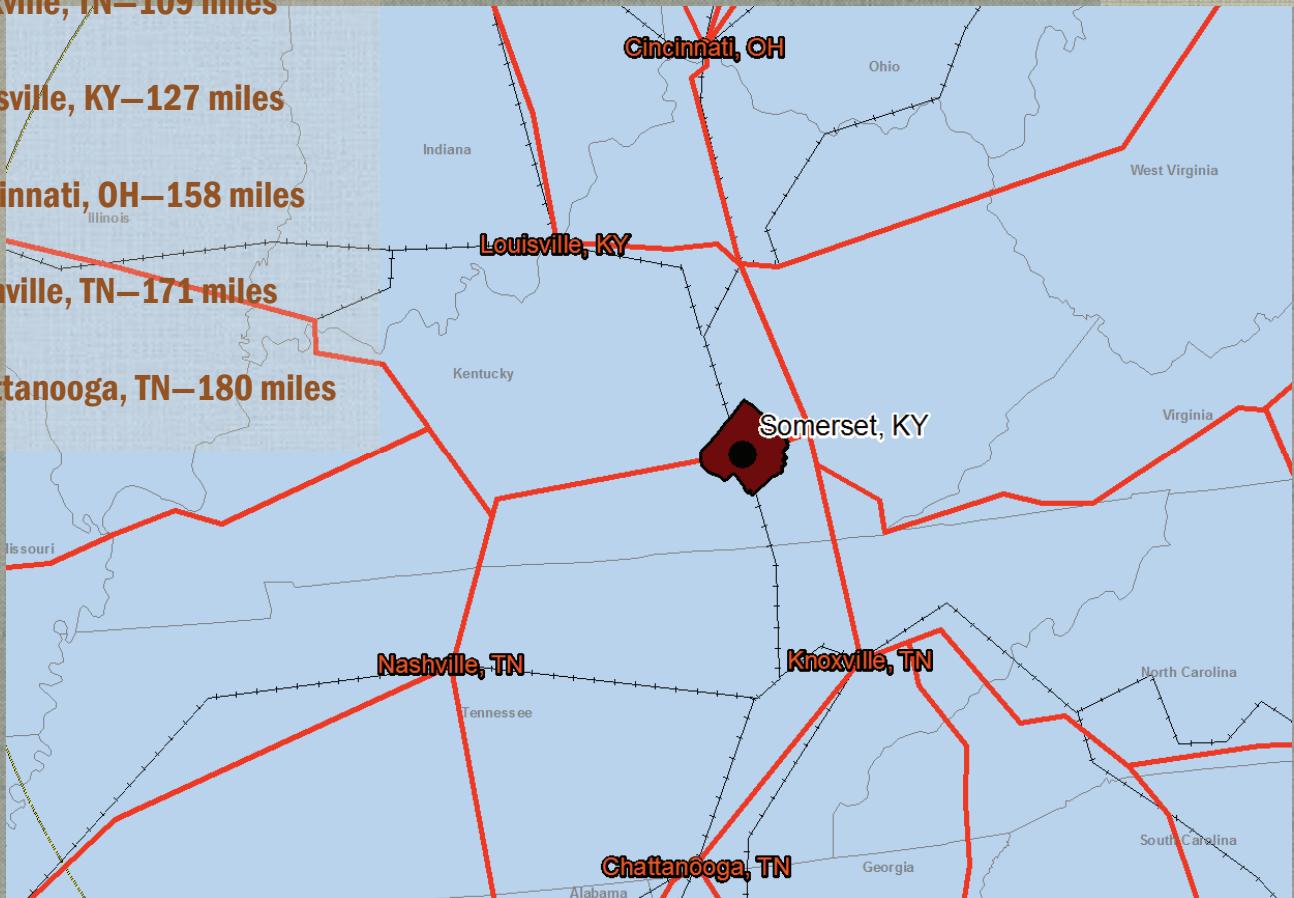
**Knoxville, TN—109 miles**

**Louisville, KY—127 miles**

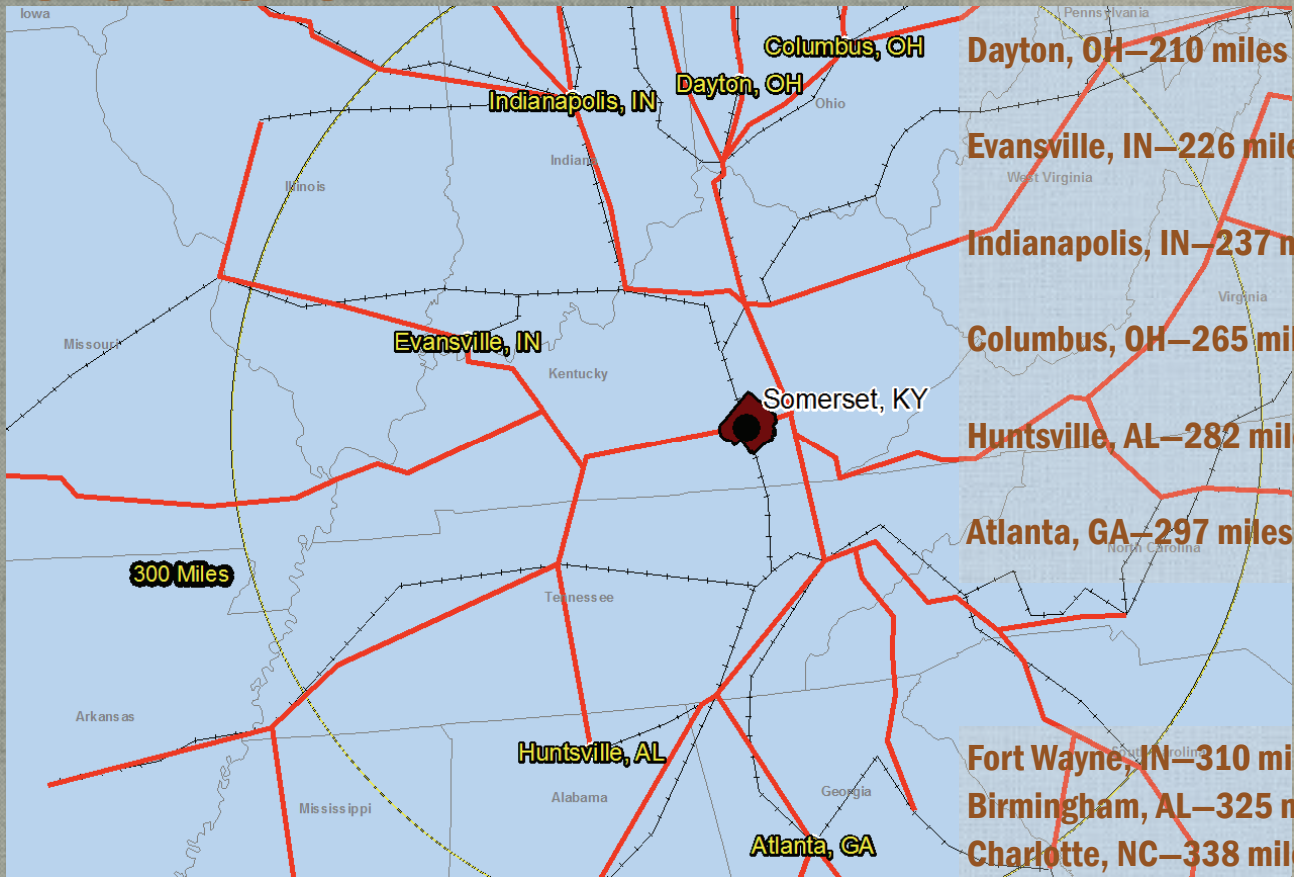
**Cincinnati, OH—158 miles**

**Nashville, TN—171 miles**

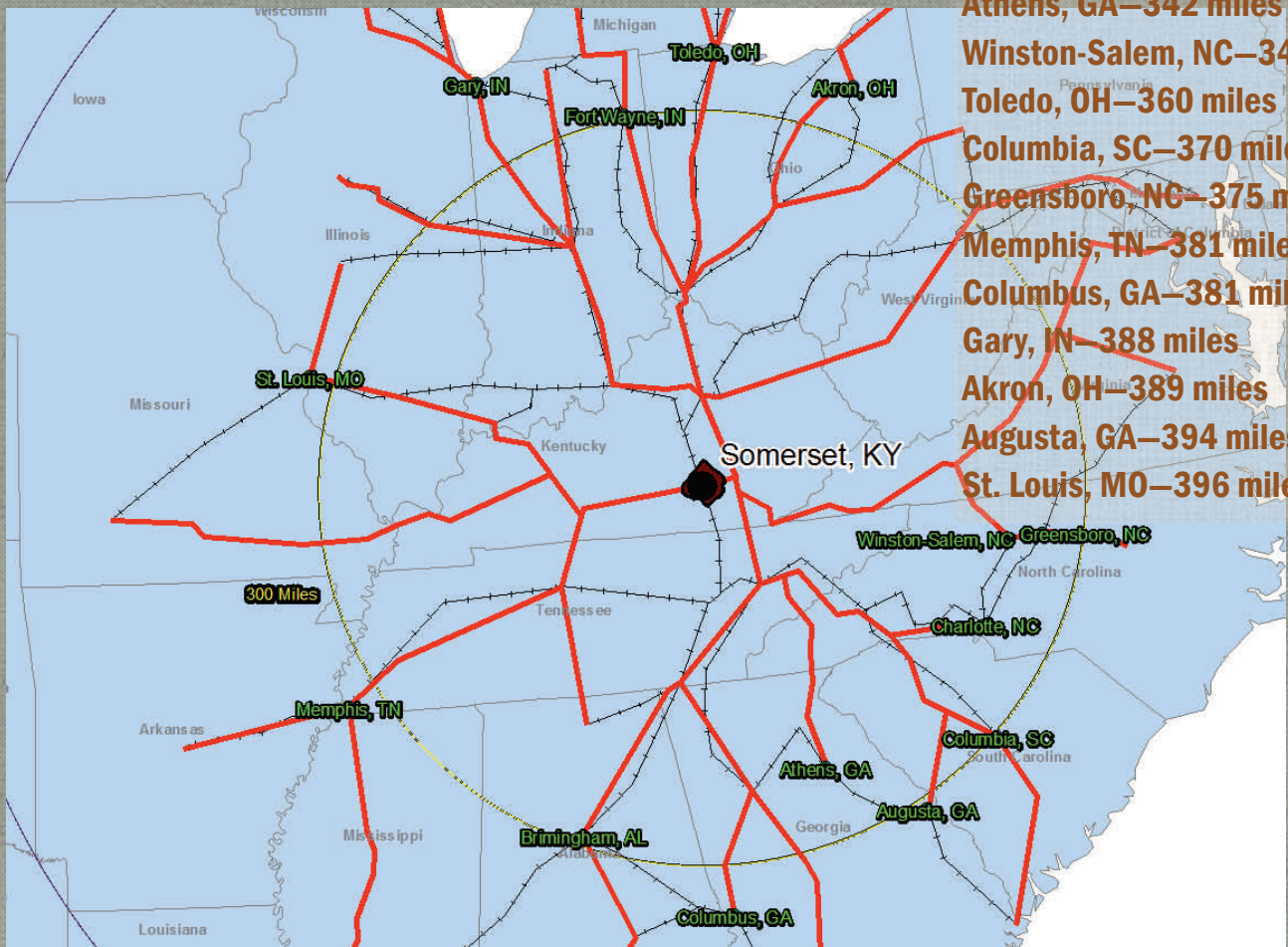
**Chattanooga, TN—180 miles**



# Location...

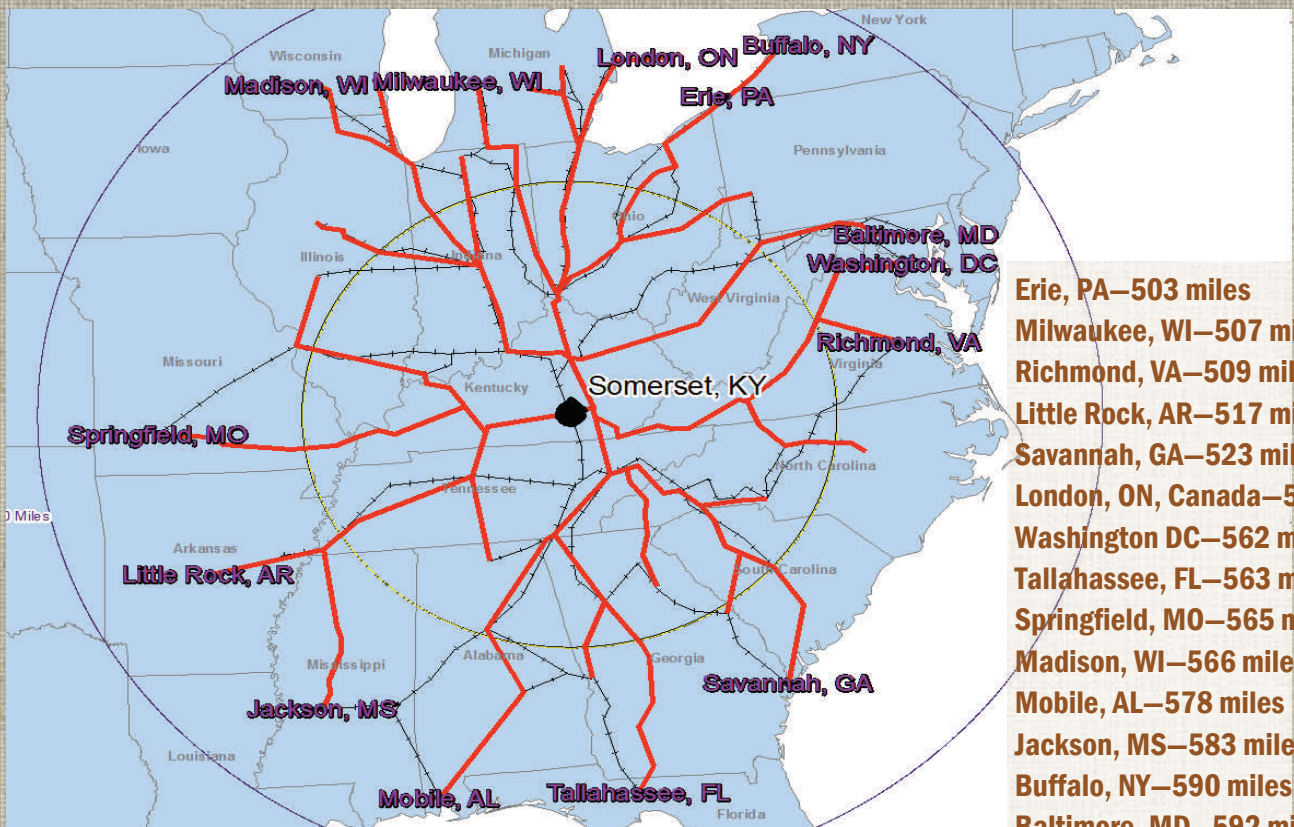
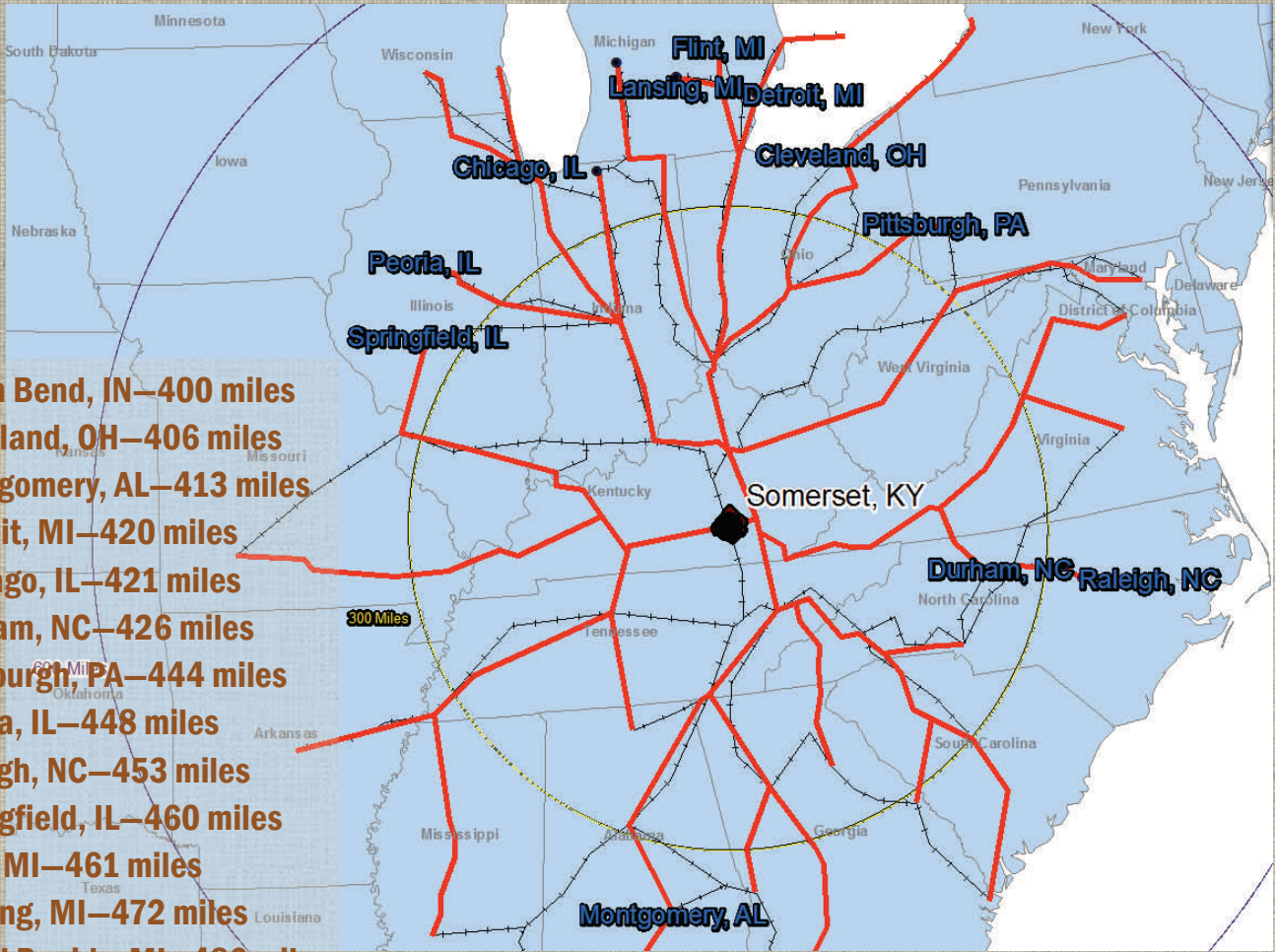


- Dayton, OH—210 miles
- Evansville, IN—226 miles
- Indianapolis, IN—237 miles
- Columbus, OH—265 miles
- Huntsville, AL—282 miles
- Atlanta, GA—297 miles



- Fort Wayne, IN—310 miles
- Birmingham, AL—325 miles
- Charlotte, NC—338 miles
- Athens, GA—342 miles
- Winston-Salem, NC—348 miles
- Toledo, OH—360 miles
- Columbia, SC—370 miles
- Greensboro, NC—375 miles
- Memphis, TN—381 miles
- Columbus, GA—381 miles
- Gary, IN—388 miles
- Akron, OH—389 miles
- Augusta, GA—394 miles
- St. Louis, MO—396 miles

# Location...



## Total Population

	2006	2007	2008	2009	2010
Labor Market Area	246,461	248,141	249,243	250,001	236,349
Pulaski County	59,561	60,079	60,729	60,984	63,063
Somerset	12,219	12,320	12,449	12,195	11,196

## Population by Selected Age Groups, 2010

	Somerset		Pulaski County		Labor Market Area	
	Number	Percent	Number	Percent	Number	Percent
Male	5,150	46.0	30,781	48.8	116,851	49.4
Female	6,046	54.0	32,282	51.2	119,498	50.6
Under 18	2,340	20.9	14,358	22.8	55,227	23.4
18 and over	8,856	79.1	48,705	77.2	181,122	76.6
20-24	684	6.1	3,296	5.2	12,973	5.5
25-34	1,491	13.3	7,393	11.7	28,614	12.1
35-49	2,155	19.2	13,054	20.7	50,021	21.2
50-64	2,136	19.1	13,195	21.9	48,472	20.5
65 and over	2,111	18.9	10,201	16.2	37,185	15.7

## Population by Race and Hispanic Origin, 2010

	Somerset		Pulaski County		Labor Market Area	
	Number	Percent	Number	Percent	Number	Percent
White	10,329	92.3	60,625	96.1	227,052	96.1
African American	389	3.5	727	1.2	3,220	1.4
Asian	76	0.7	290	0.5	794	0.3
AIAN	20	0.2	143	0.2	653	0.3
NHPI	6	0.1	19	0.0	44	0.0
Other	188	1.7	555	0.9	1,939	0.8
Two or more	188	1.7	704	1.1	2,647	1.1
Hispanic	414	3.7	1,318	2.1	4,466	1.9

## Population Projections

	2015	2020	2030	2050
Somerset	13,552	14,280	15,867	18,746
Pulaski County	65,123	68,158	74,143	84,441
Labor Market Area	245,759	254,371	270,687	290,621

## Personal Income

	2004	2009	Pct. Change
Somerset Micro.	\$23,737	\$29,149	22.8
Labor Market Area	\$20,765	\$25,380	22.2
Kentucky	\$27,479	\$32,258	17.4
U.S.	\$33,881	\$39,635	17.0

## Households

	2010		
	Number of Households	Persons per Household	Median Household Income
Somerset	4,809	2.15	\$25,354
Pulaski County	25,722	2.41	\$32,434
Labor Market Area	94,138	2.51	\$32,038

## Personal Income

	2004	2009	Pct. Change
Somerset Micro.	\$23,737	\$29,149	22.8
Labor Market Area	\$20,765	\$25,380	22.2
Kentucky	\$27,479	\$32,258	17.4
U.S.	\$33,881	\$39,635	17.0

## Households

	2010		
	Number of Households	Persons per Household	Median Household Income
Somerset	4,809	2.15	\$25,354
Pulaski County	25,722	2.41	\$32,434
Labor Market Area	94,138	2.51	\$32,038

Median Home Price: Somerset—\$100,094

Pulaski County—\$96,552

## Climate

Temperature	
Normal (30-year record)	58.4 degrees
Average Annual	61.2 degrees
Record Highest, September 1954	103 degrees
Record Lowest, January 1985	-24 degrees
Normal Heating Degree Days	3,690
Normal Cooling Degree Days	1,450
Precipitation	
Yearly	48.22 inches
Mean Annual Snowfall	9.9 inches
Mean Number of Days Precipitation	127.6
Mean Number of Days Thunderstorms	48.1
Prevailing Winds	WSW
Relative Humidity	
1 a.m.	82%
7 a.m.	87%
1 p.m.	59%
7 p.m.	64%

## Public School District Enrollments and Expenditures

	Total Enrollment	Expenditures per Pupil	Pupil to Teacher Ratio
Somerset Independent Schools	1,512	\$9,005	12.2
Pulaski County Schools	8,291	\$8,352	14.5

## Certified Non-Public Schools

	Total Enrollment
Somerset Christian School	288

## Business Cost

	Somerset	Labor Market Area	U.S. = 100	Kentucky
Labor Cost	70	69		89
Energy Cost	89	96		99
Overall Business Cost	70	69		90

	Industrial Electric Cost Per KWH, 2010
Somerset	\$0.0532
Kentucky	\$0.0507
U.S.	\$0.0679

## Total Available Labor

	2010
Pulaski County	4,167
Labor Market Area	18,460

## Unemployment Rate

	2011
Pulaski County	9.8%
Labor Market Area	10.4%
Kentucky	9.1%
U.S.	9.3%

## Average Weekly Wage

	2011
Pulaski County	\$620
Labor Market Area	\$611
Kentucky	\$794
U.S.	\$889